



# Midwest Prospect's Northfield

## Results

1/20/2024

*Caiden Huebsch*

## 60 Yard Dash Times

7.31, 7.53

### IF Velocity

-

### OF Velocity

73-75, 76

### 1B - Velocity

-

### C - Velocity

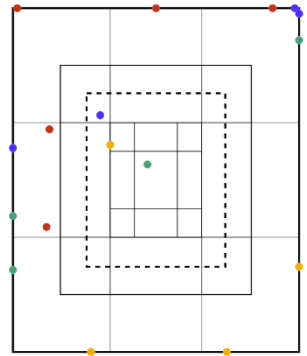
-

### C- Pop Times

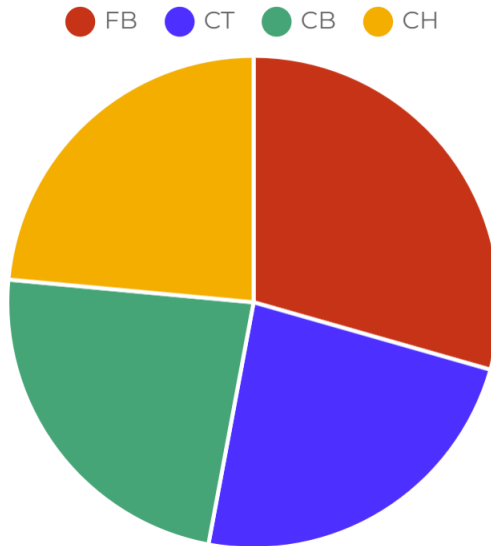
-

### DATA

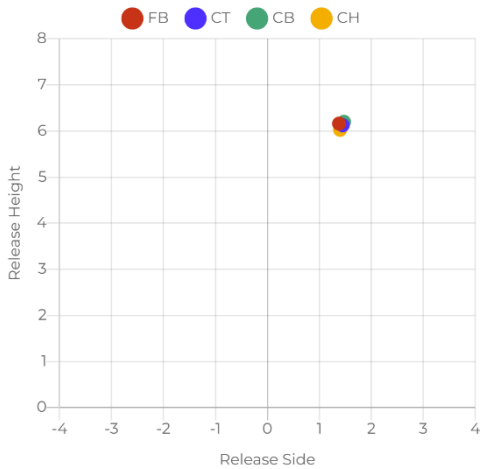
Pitch Type	Velo	Max. Velo	RPM	Max. RPM	V-Break	H-Break	Spin Eff.	Gyro Degree	Spin Dir.	Strike %	R. Angle	H. Angle	R. Height	R. Side
FB	74.9	75.3	1,726	1,756	13.9	9.3	96.1	15	00:58	0.0%	-0.2	-3.2	6.2	1.4
CT	64.9	66.1	1,513	1,718	-1.2	-3.8	33.7	70	08:14	25.0%	2.4	-1.1	6.1	1.5
CB	62.3	63.3	1,569	1,621	-12.6	-5.4	66.9	48	06:54	25.0%	2.4	-1.8	6.2	1.5
CH	68.4	69.0	1,449	1,555	16.3	11.5	98.6	7	01:05	25.0%	-1.7	-2.0	6.0	1.4



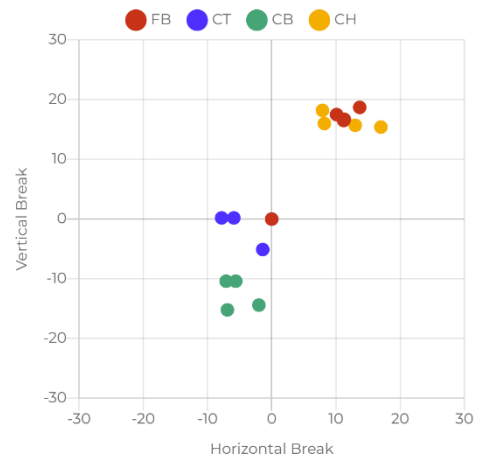
### PITCH TYPE %



### RELEASE AVERAGES



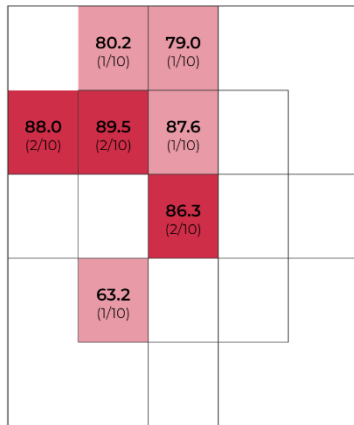
### BREAK PLOT



## DATA

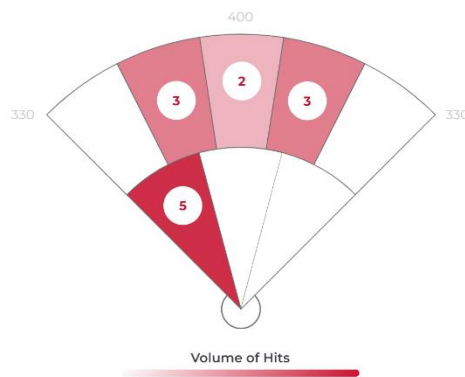
	Avg	Max	Hard Hit Avg		
Exit Velocity	81.9	91.5	86.9	Batting Avg.	0.308
Launch Angle	13.6	37.8	15.8	xwOBA	0.362
Direction	7.4°L	38.2°L	12.2°L	Slugging	0.385
Distance	143	345	207	Hard Hit %	69.2%
Spin Rate	1,792	2,846	1,635	Bombs %	38.5%
				Ropes %	0%

### EXIT VELOCITY BY ZONE



Volume of Hits

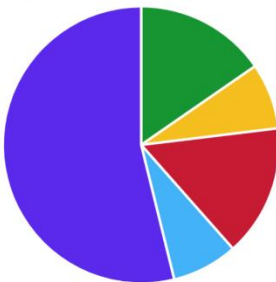
### HIT VOLUME



Zone	Pull	Middle	Oppo
Volume of Hits	8/13	4/13	1/13
Avg. LA	11.0	30.0	35.0
Avg. EV	82.0	86.0	63.0
Avg. Spin	1,254	2,155	2,846
Avg. Distance	145	307	182

### HIT CLASSIFICATION

- Dribbler
- Ground Ball
- Low Line Drive
- High Line Drive
- Fly Ball



### HIT OUTCOMES

- Single
- Double
- Field Out

